




mPCIe SSD to PATA/SATA Adapter User's Manual

Model: MP2S

FAE2009MP2S_01

Dec 2009



Bplus Technology Co., Ltd.
5F, No.63, Zhou-Tzyy St., Nei-Hu,
Taipei, Taiwan
(886-2)77210550 TEL
(866-2)87974200 FAX
<http://www.Bplus.com.tw>

CONTENTS

Introduction	2
Interface.....	2
Features	2
System requirement	3
Installation procedure.....	3
Caution	6


1.0 Introduction

MP2S is passive adapter design for Desktop SSD solution. That converts custom mPCIe SSD to SATA/PATA connector on main-board.

The adapter will allow you to use mPCIe SSD card as a hard drive on your PATA/SATA motherboard

2.0 Interface

MP2S as shown,



3.0 Features

- Allows user to use custom mPCIe SSD to PATA/SATA connector in the Desktop.
- Compatible with MINI PCI-E SSD Module of ASUS EEEPC.
- Support mSATA, SATA and PATA interface.
- Power LED. PATA active LED.



4.0 System requirement

- Windows 2000, XP, Vista 32/64, WIN7
- Linux
- PCIE 1X CON

5.0 Installation procedure


For the MP2S supports both PATA SSD and SATA SSD, and the installation method is the same basically. So the procedure used PATA SSD only.

- 1) Plug mini card device into mini PCIE connector with an angle about 30° , and fixed mini card with screw.






NOTICE: if you SSD supports slave function, and your also want use SSD as slave disk, please set SW1 on 2-3.




2) Fix the IDE cable with IDE connector. And plug MP2S into PCIE 1X connector on the motherboard.

Before insert MP2S into PCIE 1X connector, please sure the power is off.


**Caution:**

If the SSD can't support slave function, please don't use one IDE cable link both SSD and hard disk. If that, the computer can't boot up.

For SATA SSD using, please reference the above installation procedure. The result as below:



If user can't sure which interface (PATA or SATA) that the SSD support, please using below method.



6.0 Caution

All products specifications are subject to change without notice.

Bplus reserves the right to modify the products in its line during the course of the year.